

Name: _____

Grade: _____

Score: _____


Worksheet #4



Finding perimeter


Learning goal: Students will be able to use the grid method to find out the perimeter of squares and rectangles.

1. Find its perimeter of the rectangle.



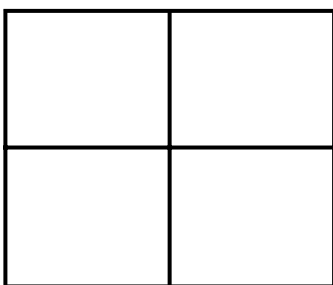
Answer

2. Find the perimeter of a square with each side measuring 6 units.



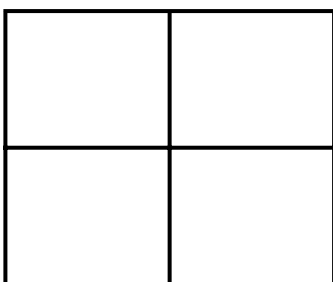
Answer

3. A shape made of four squares joined side by side (each square 2 units) – Find its perimeter.



Answer

4. A shape is made of 4 squares. The side of each square is 4 units. Find the perimeter of the shape.



Answer

Name: _____

Grade: _____

Score: _____


Worksheet #4(Answers)



Finding perimeter

Learning goal: Students will be able to use the grid method to find out the perimeter of squares and rectangles.


1. Find its perimeter of the rectangle.



Answer

20 units

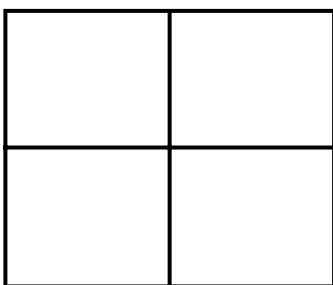
2. Find the perimeter of a square with each side measuring 6 units.



Answer

24 units

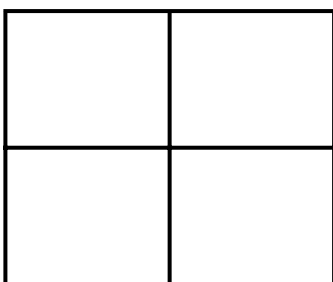
3. A shape made of four squares joined side by side (each square 2 units) – Find its perimeter.



Answer

20 units

4. A shape is made of 4 squares. The side of each square is 4 units. Find the perimeter of the shape.



Answer

32 units