

Name: _____

Grade: _____

Score: _____

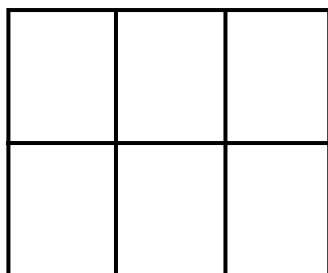
Worksheet #3



Finding perimeter

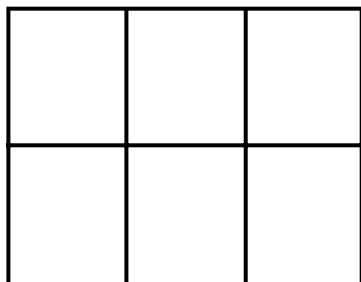
Learning goal: Students will be able to use the grid method to find out the perimeter of squares and rectangles.

1. Find the perimeter of the given shape.



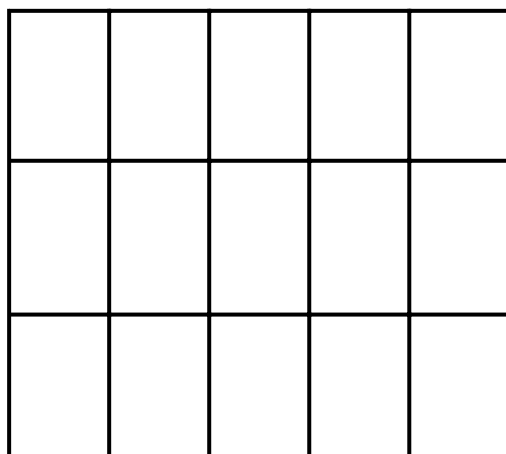
Answer

2. Find the perimeter of the given shape.




Answer

3. Find the perimeter of the given shape.



Answer

4. Find the perimeter of the given rectangle.



Answer

Name: _____

Grade: _____

Score: _____

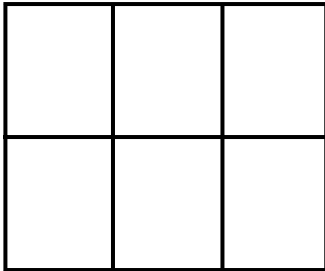
Worksheet #3(Answers)



Finding perimeter

Learning goal: Students will be able to use the grid method to find out the perimeter of squares and rectangles.

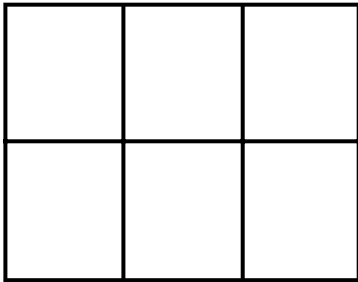
1. Find the perimeter of the given shape.



Answer

18 units

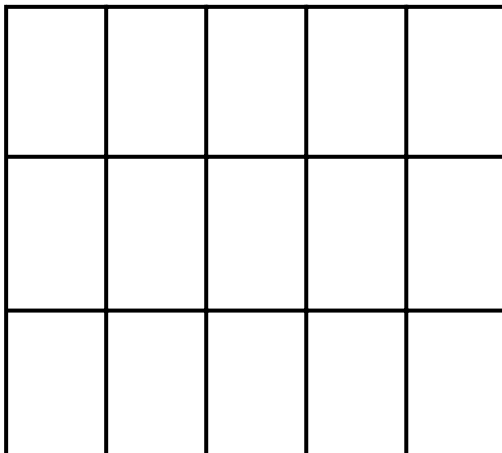
2. Find the perimeter of the given shape.



Answer

20 units


3. Find the perimeter of the given shape.



Answer

16 units

4. Find the perimeter of the given rectangle.



Answer

20 units