

Name: _____

Grade: _____

Score: _____

Worksheet #2




Types of surfaces

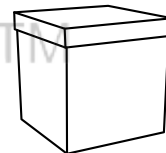
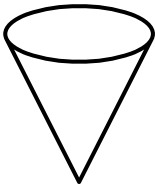
Learning goals: Students will be able to identify and color the correct shapes based on their surfaces.

Color the correct object

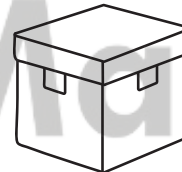
1. Color the object that can slide.



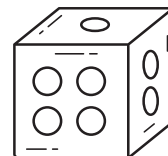
2. Color the object that cannot roll.




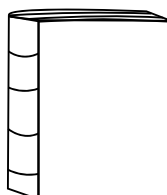
3. Color the object that can roll.



4. Color the object that can not slide.



5. Color the object that can both roll and slide



Name: _____

Grade: _____

Score: _____

Worksheet #2(Answers)




Types of surfaces

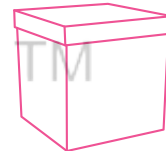
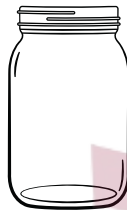
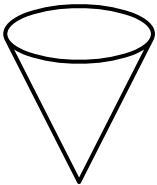
Learning goals: Students will be able to identify and color the correct shapes based on their surfaces.

Color the correct object



1. Color the object that can slide.



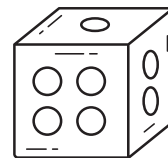
2. Color the object that cannot roll.



3. Color the object that can roll.



4. Color the object that can not slide.



5. Color the object that can both roll and slide

