

Name: \_\_\_\_\_

Grade: \_\_\_\_\_


Score: \_\_\_\_\_

## Worksheet #3

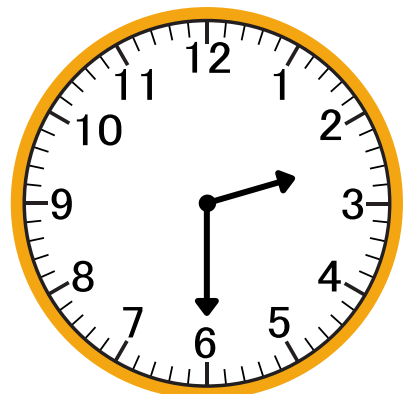


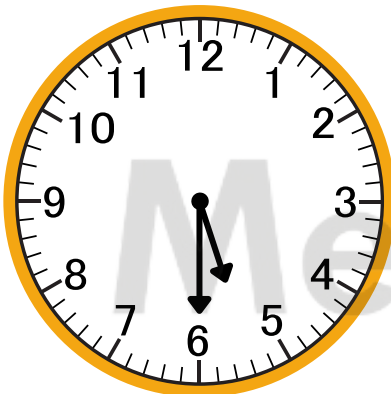



### WHAT TIME IS IT?

**Learning goal: Students will learn to read and write time to the hour using an analog clock, identifying the position of the hour and minute hands.**



4:30



Name: \_\_\_\_\_

Grade: \_\_\_\_\_


Score: \_\_\_\_\_

## Worksheet #3(Answers)




### WHAT TIME IS IT?

**Learning goal: Students will learn to read and write time to the hour using an analog clock, identifying the position of the hour and minute hands.**



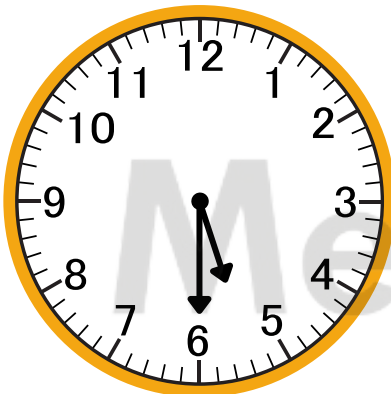
4:30



9:30



3:30




5:30




11:30



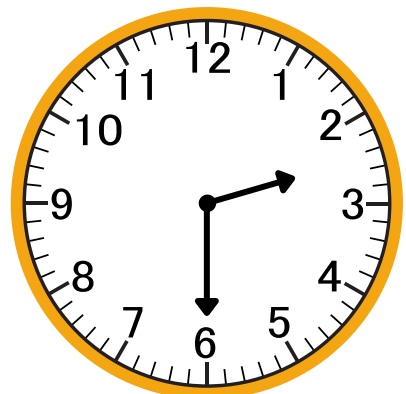
7:30



1:30



10:30



2:30