

Name: \_\_\_\_\_

Grade: \_\_\_\_\_


Score: \_\_\_\_\_

## Worksheet #3




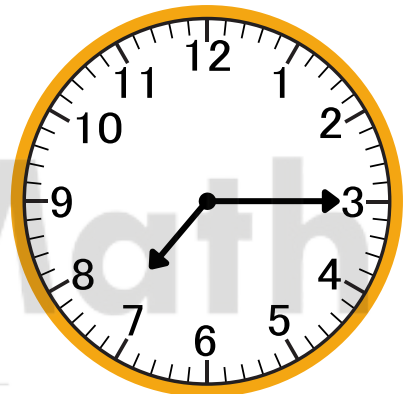
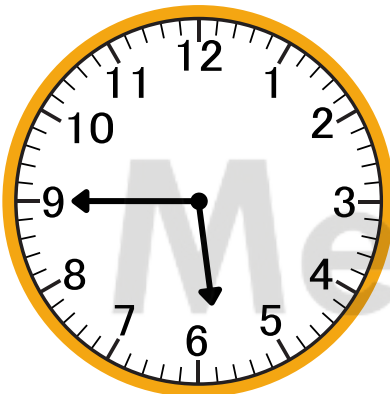
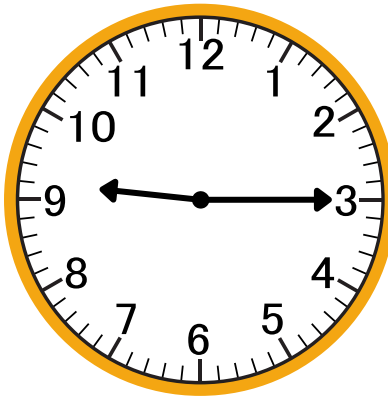


### WHAT TIME IS IT?

**Learning goal: Students will learn to read and write time to the hour using an analog clock, identifying the position of the hour and minute hands.**



4:45



Name: \_\_\_\_\_

Grade: \_\_\_\_\_


Score: \_\_\_\_\_

## Worksheet #3(Answers)

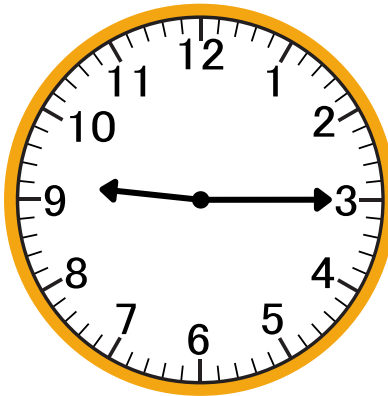


### WHAT TIME IS IT?

**Learning goal: Students will learn to read and write time to the hour using an analog clock, identifying the position of the hour and minute hands.**



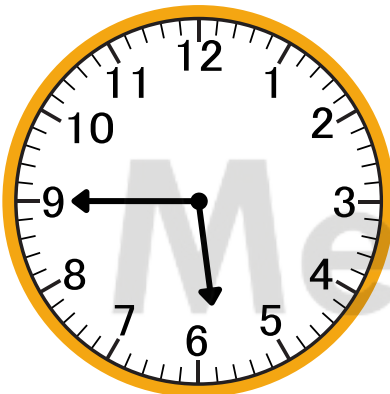
4:45



9:15



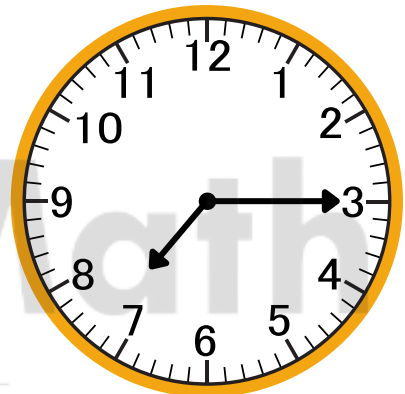
3:15




5:45




11:45




7:15



1:15



10:45



2:15