

Name: _____

Grade: _____











































Score: _____

Worksheet #2

**PICTOGRAMS**

Learning goal: Students will be able to read and interpret the pictograms and answer the following questions.

The pictograph below shows how many snowballs each child made. Use the pictograph to answer the questions.

Aaron	 
Adeline	    
Adora	   
Alexander	       
Alfredo	  
Anna	      
Avery	     
Bailey	      

key:  equals 4 snowballs

1. How many snowballs did Anna make? _____
2. How many snowballs did Alfredo make? _____
3. How many more snowballs did Alexander make than Adora? _____
4. How many snowballs did Aaron make? _____
5. Name two people who made the same number of snowballs. _____
6. How many more snowballs did Bailey make than Adeline? _____
7. How many snowballs did Avery make? _____

Name: _____

Grade: _____











































Score: _____

Worksheet #2(Answers)

**PICTOGRAMS**

Learning goal: Students will be able to read and interpret the pictograms and answer the following questions.

The pictograph below shows how many snowballs each child made. Use the pictograph to answer the questions.

Aaron	 
Adeline	    
Adora	   
Alexander	       
Alfredo	  
Anna	      
Avery	     
Bailey	      

key:  equals 4 snowballs

- How many snowballs did Anna make? 28
- How many snowballs did Alfredo make? 12
- How many more snowballs did Alexander make than Adora? 16
- How many snowballs did Aaron make? 8
- Name two people who made the same number of snowballs. Anna and Bailey
- How many more snowballs did Bailey make than Adeline? 8
- How many snowballs did Avery make? 24