

Name: \_\_\_\_\_

Grade: \_\_\_\_\_

Score: \_\_\_\_\_


## Worksheet #1







# Pictograph

**Learning goal:** Students will be able to read and understand the pictographs and answer the questions based on it.

The graph below shows the favorite toys of Grade 1 Learners. Use the graph to answer the questions.



Note: Each  or  represents 1 learner

- Which toy is mostly liked by the learners? \_\_\_\_\_
- Which toy was least liked by them? \_\_\_\_\_
- How many learners liked  and  ? \_\_\_\_\_
- How many learners liked  and  ? \_\_\_\_\_
- How many learners were asked about their favorite toy? \_\_\_\_\_

Name: \_\_\_\_\_

Grade: \_\_\_\_\_

Score: \_\_\_\_\_


## Worksheet #1(Answers)



# Pictograph

**Learning goal:** Students will be able to read and understand the pictographs and answer the questions based on it.

The graph below shows the favorite toys of Grade 1 Learners. Use the graph to answer the questions.



Note: Each  or  represents 1 learner

1. Which toy is mostly liked by the learners? Doll

2. Which toy was least like by them? Toy Truck

3. How many learners liked  and  ? 13

4. How many learners liked  and  ? 12

5. How many learners were asked about their favorite toy ? 25