

Name: _____

Grade: _____

Score: _____




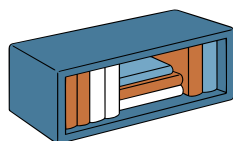











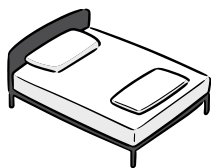

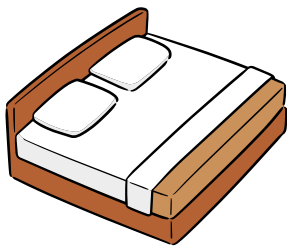
Worksheet #1



BIG OR SMALL

Learning goal: Students will identify whether an object's height is better described as big or small by observing its size.

Instructions: Tick the biggest object by comparing their sizes.



Name: _____

Grade: _____

Score: _____

Worksheet #1(Answers)



BIG OR SMALL

Learning goal: Students will identify whether an object's height is better described as big or small by observing its size.

Instructions: Tick the biggest object by comparing their sizes.

