

Name: \_\_\_\_\_

Grade: \_\_\_\_\_

Score: \_\_\_\_\_

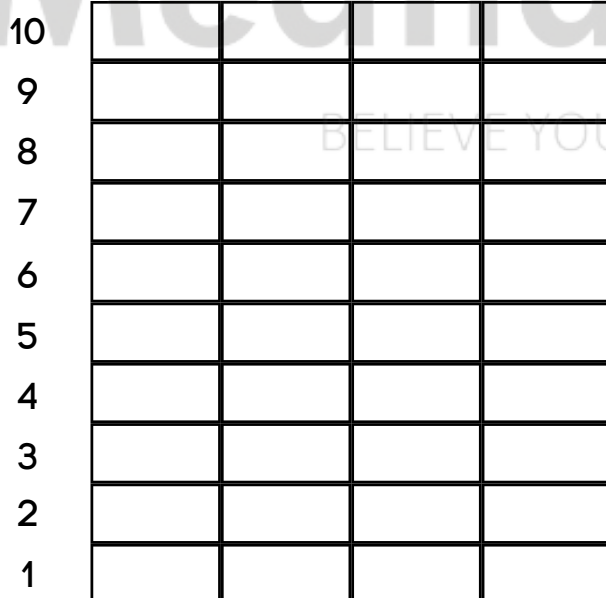

## Worksheet #4



## GRAPHING

**Learning goal:** Students will be able to collect, count, represent, and interpret data using a pictorial bar graph.

Find and graph the items listed. Then answer the questions below.



How many of each?









Which item did you find the most of?

Which item did you find the least of?

Name: \_\_\_\_\_

Grade: \_\_\_\_\_

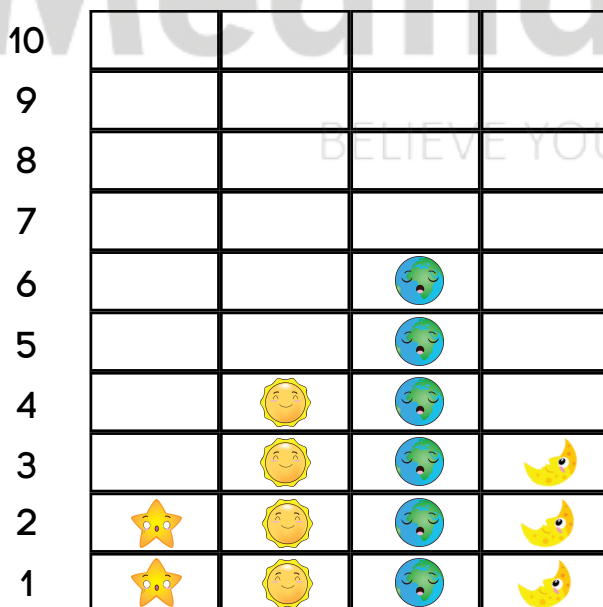

Score: \_\_\_\_\_

## Worksheet #4(Answers)

**GRAPHING**

**Learning goal:** Students will be able to collect, count, represent, and interpret data using a pictorial bar graph.

Find and graph the items listed. Then answer the questions below.



How many of each?



Which item did you find the most of?

**Earth**

Which item did you find the least of?

**Star**