

Name: \_\_\_\_\_

Grade: \_\_\_\_\_

Score: \_\_\_\_\_














































## Worksheet #5



### Dot the number

**Learning goal:** Students will be able to recognize numbers and represent them by dotting the corresponding quantity using one-to-one correspondence.

**Use a dot marker to dot the connect number of the circles for each items.**



1



2



3



4



5

Name: \_\_\_\_\_

Grade: \_\_\_\_\_

Score: \_\_\_\_\_



















































## Worksheet #5(Answers)



### Dot the number

**Learning goal:** Students will be able to recognize numbers and represent them by dotting the corresponding quantity using one-to-one correspondence.

**Use a dot marker to dot the connect number of the circles for each items.**

				
				
				
				
				
				
				
				
				
				
1	2	3	4	5