

Name: \_\_\_\_\_

Grade: \_\_\_\_\_

Score: \_\_\_\_\_














































## Worksheet #3



### Dot the number

**Learning goal:** Students will be able to recognize numbers and represent them by dotting the corresponding quantity using one-to-one correspondence.

**Use a dot marker to dot the connect number of the circles for each items.**



2



3



5



9



7

Name: \_\_\_\_\_

Grade: \_\_\_\_\_

Score: \_\_\_\_\_

## Worksheet #3(Answers)



### Dot the number

**Learning goal:** Students will be able to recognize numbers and represent them by dotting the corresponding quantity using one-to-one correspondence.

**Use a dot marker to dot the connect number of the circles for each items.**




2



3



5



9



7