

Name: \_\_\_\_\_

Grade: \_\_\_\_\_

Score: \_\_\_\_\_














































## Worksheet #2



### Dot the number

**Learning goal:** Students will be able to recognize numbers and represent them by dotting the corresponding quantity using one-to-one correspondence.

**Use a dot marker to dot the connect number of the circles for each items.**



6




12



9



8



3

Name: \_\_\_\_\_

Grade: \_\_\_\_\_

Score: \_\_\_\_\_



















































## Worksheet #2(Answers)



### Dot the number

**Learning goal:** Students will be able to recognize numbers and represent them by dotting the corresponding quantity using one-to-one correspondence.

**Use a dot marker to dot the connect number of the circles for each items.**

				
				
				
				
				
				
				
				
				
				
<b>6</b>	<b>4</b>	<b>9</b>	<b>8</b>	<b>3</b>