

Name: _____

Grade: _____

Score: _____

Worksheet #1



Dot the number

Learning goal: Students will be able to recognize numbers and represent them by dotting the corresponding quantity using one-to-one correspondence.

Use a dot marker to dot the connect number of the circles for each items.

○	○	○	○	○
○	○	○	○	○
○	○	○	○	○
○	○	○	○	○
○	○	○	○	○
○	○	○	○	○
○	○	○	○	○
○	○	○	○	○
○	○	○	○	○



5



4



7



1



2

Name: _____

Grade: _____

Score: _____














































Worksheet #1(Answers)



Dot the number

Learning goal: Students will be able to recognize numbers and represent them by dotting the corresponding quantity using one-to-one correspondence.

Use a dot marker to dot the connect number of the circles for each items.



5



4



7



1



2