

Name: _____

Grade: _____

Score: _____

Worksheet #5







TALLY MARKS CHART

Learning goal: Students will be able to identify, count, and record quantities using tally marks to represent data visually.

Draw tally marks for each object.

Count the tally marks and write the number.



Sticker design	Tally marks	Number
	BELIEVE YOURSELF	
		
		
		

Total

Name: _____

Grade: _____

Score: _____

Worksheet #5(Answers)





**TALLY MARKS CHART**

Learning goal: Students will be able to identify, count, and record quantities using tally marks to represent data visually.

Draw tally marks for each object.

Count the tally marks and write the number.



Sticker design	Tally marks	Number
		9
		10
		11
		5

Total

35