

Name: \_\_\_\_\_

Grade: \_\_\_\_\_

Score: \_\_\_\_\_

## Worksheet #4








## TALLY MARKS CHART

**Learning goal: Students will be able to identify, count, and record quantities using tally marks to represent data visually.**

Draw tally marks for each object.

Count the tally marks and write the number.



Sticker design	Tally marks	Number
		
		
		
		

Total

Name: \_\_\_\_\_

Grade: \_\_\_\_\_

Score: \_\_\_\_\_

## Worksheet #4(Answers)












## TALLY MARKS CHART

**Learning goal: Students will be able to identify, count, and record quantities using tally marks to represent data visually.**

Draw tally marks for each object.

Count the tally marks and write the number.



Sticker design	Tally marks	Number
		11
		8
		12
		11

Total

42