

Name: \_\_\_\_\_

Grade: \_\_\_\_\_

Score: \_\_\_\_\_

## Worksheet #3





**TALLY MARKS CHART**

**Learning goal: Students will be able to identify, count, and record quantities using tally marks to represent data visually.**

Draw tally marks for each object.

Count the tally marks and write the number.



Sticker design	Tally marks	Number
		
		
		
		

Total

Name: \_\_\_\_\_

Grade: \_\_\_\_\_

Score: \_\_\_\_\_

## Worksheet #3(Answers)







## TALLY MARKS CHART

**Learning goal: Students will be able to identify, count, and record quantities using tally marks to represent data visually.**

Draw tally marks for each object.

Count the tally marks and write the number.



Sticker design	Tally marks	Number
	<del>    </del> <del>    </del>	14
	<del>    </del> <del>    </del>	10
	<del>    </del>	6
		4

Total

34