

Name: _____

Grade: _____

Score: _____


Worksheet #5



Count and Graph

Learning goal: Students will be able to count objects, organize data, and represent it using a picture graph.

Count the number of each item, and complete the questions below:




1. Total number:

--	--	--	--

2. Write in tally marks:

--	--	--	--

3. Complete the graph:



Items

4.

The most common item is:

5.

The least common item is:

Name: _____

Grade: _____

Score: _____


Worksheet #5(Answers)



Count and Graph

Learning goal: Students will be able to count objects, organize data, and represent it using a picture graph.

Count the number of each item, and complete the questions below:



1. Total number:

5

7

3

4

2. Write in tally marks:


|||||

|||||

|||

||||

3. Complete the graph:



4.

The most common item is:

Apple

5.

The least common item is:

Honeybee

Items