

Name: \_\_\_\_\_

Grade: \_\_\_\_\_

Score: \_\_\_\_\_

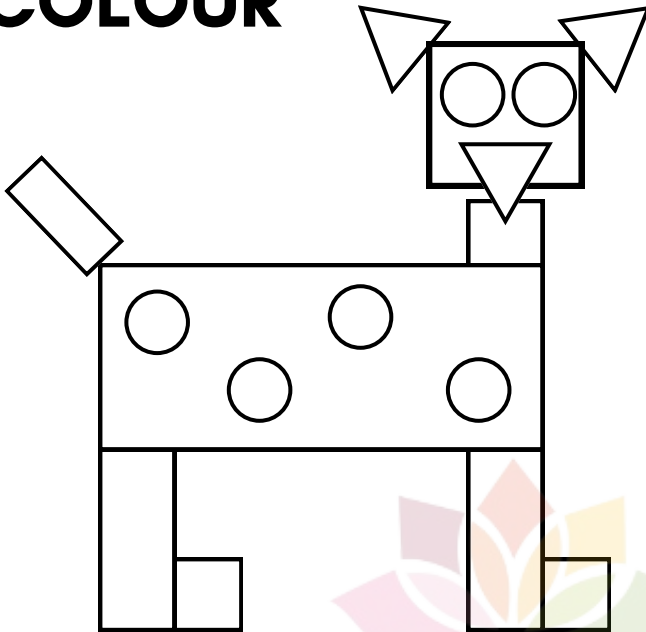
## Worksheet #4





### Count and Graph

**Learning goal:** Students will be able to count objects, organize data, and represent it using a picture graph.

#### COLOUR




#### KEY



#### COUNT & COLOUR

Count the number of shapes in the image above, and map on the grid below:










Name: \_\_\_\_\_

Grade: \_\_\_\_\_

Score: \_\_\_\_\_

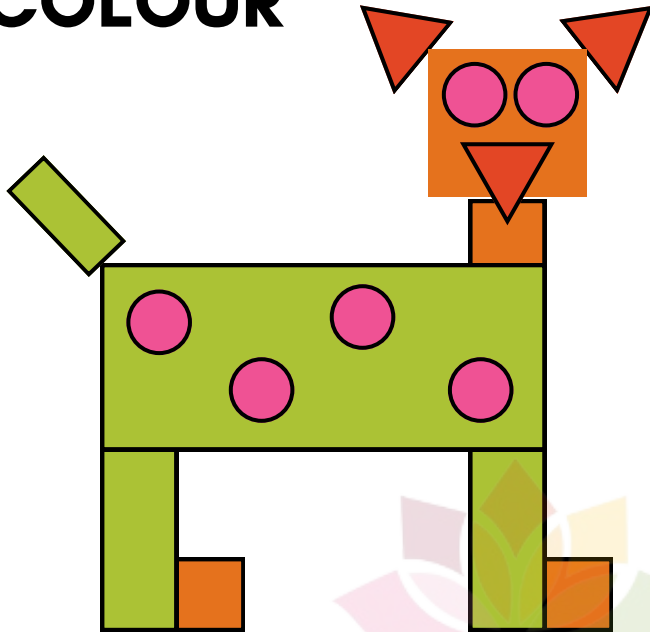
## Worksheet #4(Answers)



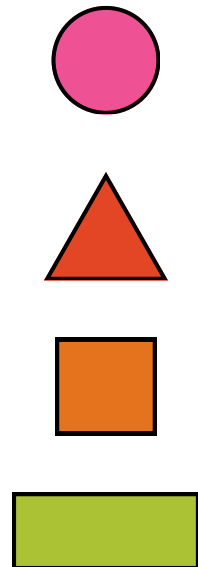
### Count and Graph

**Learning goal:** Students will be able to count objects, organize data, and represent it using a picture graph.

#### COLOUR



#### KEY



#### COUNT & COLOUR

Count the number of shapes in the image above, and map on the grid below:

