

Name: \_\_\_\_\_

Grade: \_\_\_\_\_


Score: \_\_\_\_\_


## Worksheet #2

**Count and Graph**

**Learning goal:** Students will be able to count objects, organize data, and represent it using a picture graph.

Count the objects and color the graph accordingly.



8					
7					
6					
5					
					

Name: \_\_\_\_\_

Grade: \_\_\_\_\_

Score: \_\_\_\_\_


## Worksheet #2(Answers)



## Count and Graph

**Learning goal:** Students will be able to count objects, organize data, and represent it using a picture graph.

Count the objects and color the graph accordingly.



8					
7					
6					
5					
	