

Name: _____

Grade: _____

Score: _____

Worksheet #1



TYPES OF ANGLES

Learning goal: Students will be able to recognize, define, and classify different types of angles based on their measures and visual representations.


INSTRUCTION: Match the following in correct order

NAME	MEASURE	FIGURE
Acute Angle	More than 180° and less than 360°	
Reflex Angle	Exactly 360°	
Complete Angle	More than 0° and less than 90°	
Obtuse Angle	Exactly 90°	
Right Angle	Exactly 180°	
Straight Angle	More than 90° and less than 180°	

Instruction: Based on the given figure determine the angle and explain it.


Type of Angle:

Explanation:



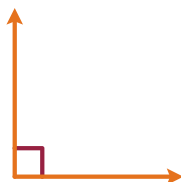
Type of Angle:

Explanation:



Type of Angle:

Explanation:



Type of Angle:

Explanation:



Type of Angle:

Explanation:



Type of Angle:

Explanation:



Name: _____

Grade: _____

Score: _____

Worksheet #1(Answers)



TYPES OF ANGLES

Learning goal: Students will be able to recognize, define, and classify different types of angles based on their measures and visual representations.

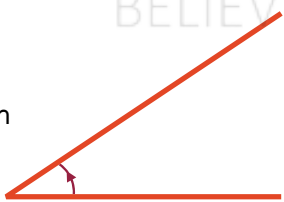
INSTRUCTION: Match the following in correct Order

NAME	MEASURE	FIGURE
Acute Angle	More than 180° and less than 360°	
Reflex Angle	Exactly 360°	
Complete Angle	More than 0° and less than 90°	
Obtuse Angle	Exactly 90°	
Right Angle	Exactly 180°	
Straight Angle	More than 90° and less than 180°	

Instruction: Based on the given figure determine the angle and explain it.


Type of Angle: Acute

Explanation: More than 0° and less than 90°



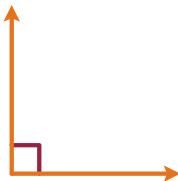
Type of Angle: Reflex

Explanation: More than 180° and less than 360°




Type of Angle: Right

Explanation: Exactly 90°



Type of Angle: Obtuse

Explanation: More than 90° and less than 180°



Type of Angle: Straight

Explanation: Exactly 180°



Type of Angle: Complete Angle

Explanation: Exactly 360°

