

Name: _____

Grade: _____

Score: _____


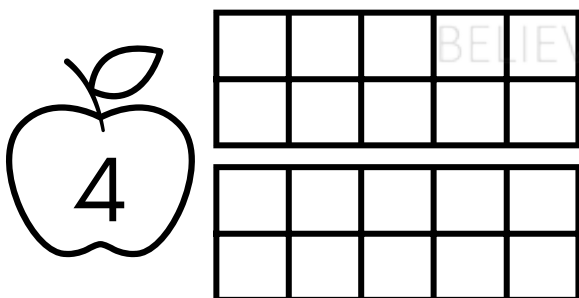


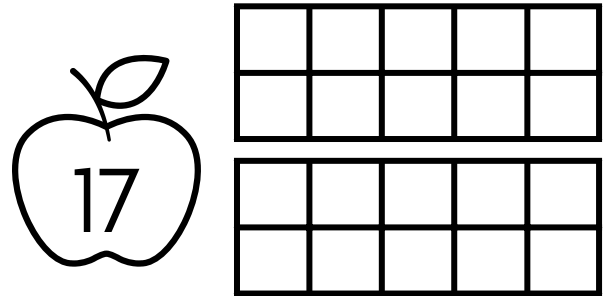
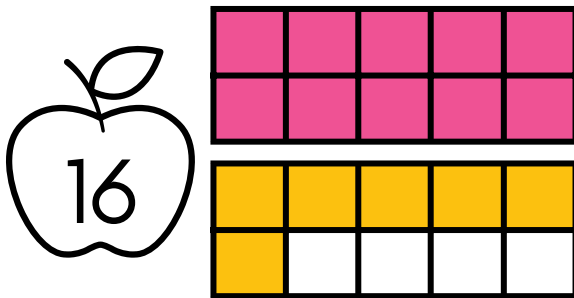
Worksheet#1



Ten-frames

Learning objective: Students will be able to understand and use ten-frames to represent numbers visually.

Complete all the ten-frames by filling in the correct number of boxes to match the given numbers.



Challenger!

Identify the largest number.

Identify the smallest number.

Name: _____

Grade: _____

Score: _____

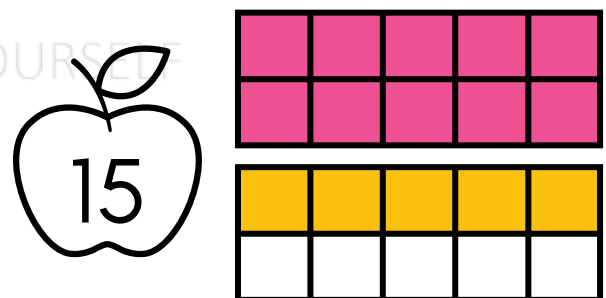
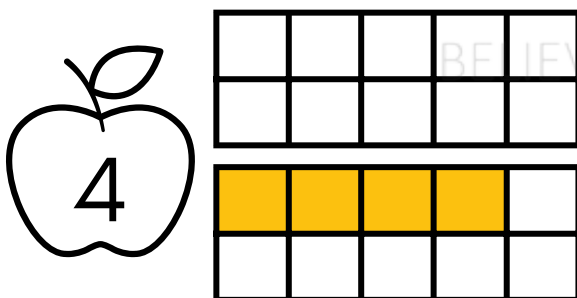

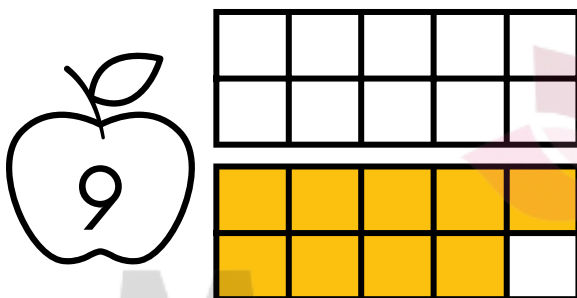
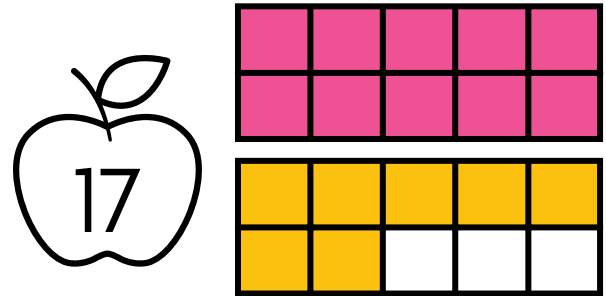

Worksheet#1(Answers)



Ten-frames

Learning objective: Students will be able to understand and use ten-frames to represent numbers visually.

Complete all the ten-frames by filling in the correct number of boxes to match the given numbers.



Challenger!

Identify the largest number.

16

Identify the smallest number.

4