

Name: _____

Grade: _____

Score: _____

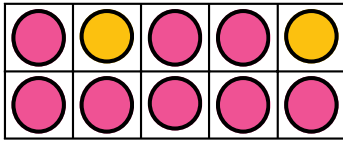
Worksheet #5



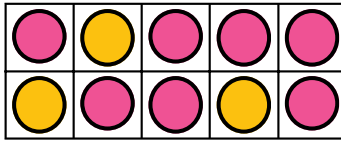
Understanding Ratio

Learning goal: Students will understand ratio with visuals and can represent the concept visually.

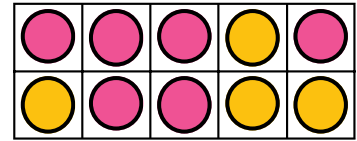
Instructions: Write the ratio for the given colored counters.



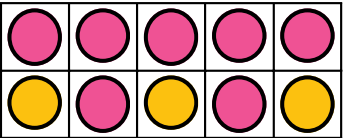
Pink: Yellow =




Yellow: Pink =



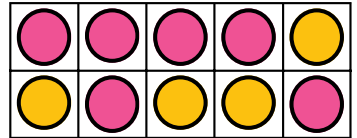
Pink: Yellow =



Yellow : Pink =

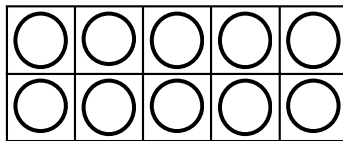


Pink: Yellow =

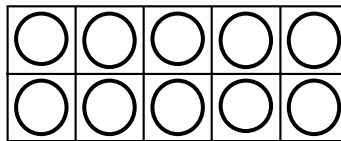


Yellow : Pink =

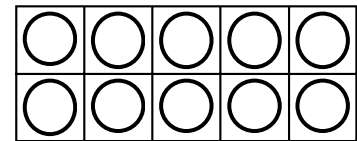
Instructions: Fill the counters as the ratio given.



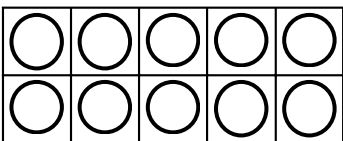
Pink: Yellow = 2 : 8



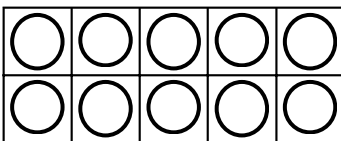
Yellow: Pink = 8 : 2



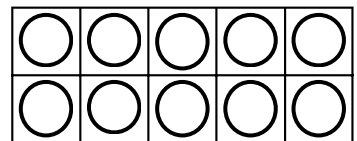
Pink: Yellow = 4 : 6



Yellow : Pink = 7 : 3



Pink: Yellow = 5 : 5



Yellow : Pink = 8 : 2

Name: _____

Grade: _____

Score: _____

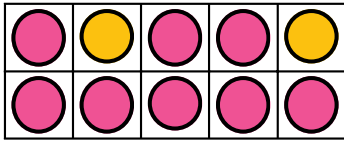
Worksheet #5 (Answers)



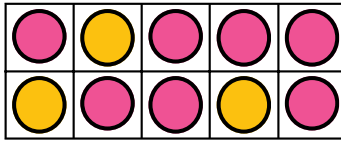
Understanding Ratio

Learning goal: Students will understand ratio with visuals and can represent the concept visually.

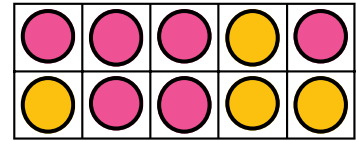
Instructions: Write the ratio for the given colored counters.



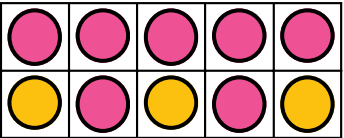
Pink: Yellow = 8 : 2




Yellow: Pink = 3 : 7



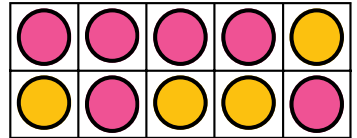
Pink: Yellow = 6 : 4



Yellow : Pink = 3 : 7

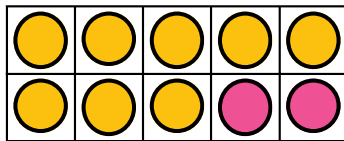


Pink: Yellow = 6 : 4

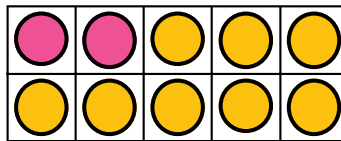


Yellow : Pink = 4 : 6

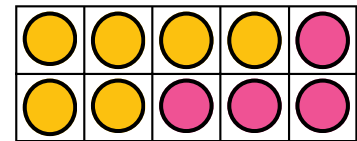
Instructions: Fill the counters as the ratio given.



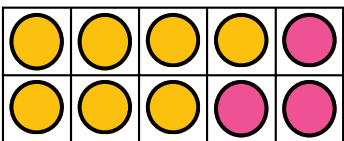
Pink: Yellow = 2 : 8



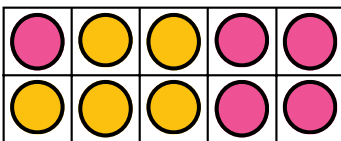
Yellow: Pink = 8 : 2



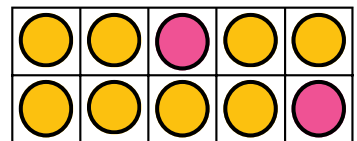
Pink: Yellow = 4 : 6



Yellow : Pink = 7 : 3



Pink: Yellow = 5 : 5



Yellow : Pink = 8 : 2